



lumini Solucoes em Iluminacao LTDA
www.lumini.com.br
Email: laboratorio@lumini.com.br
Tel: +55 11 3437-5555 Fax: +55 11 3437-5555
Address: Rua Ferreira Viana, 716 - Socorro - São Paulo/SP

lumini

LumCAT:

Luminaire: mikro c fc

LampCAT: modulo led 1W 30K irc 90

Ballast type: led driver 350mA

Report No:

Voltage(V): 127.1900

Test No:

Current(A): 0.0300

Number of Lamps: 1

Power (W): 1.4790

Lamp flux(lm): 135.0

PF: 0.3880

Length(mm): 20

Width(mm): 20

Phm Type: C

Height(mm): 0

Photometric Results

Lumens(lm): 92.83, Efficiency(%): 68.76% , Luminous Efficacy(lm/W): 62.77

Central intensity(cd): 779.197, Maximum intensity(cd): 779.197

Angle of maximum intensity: C=0.0 γ =0.0

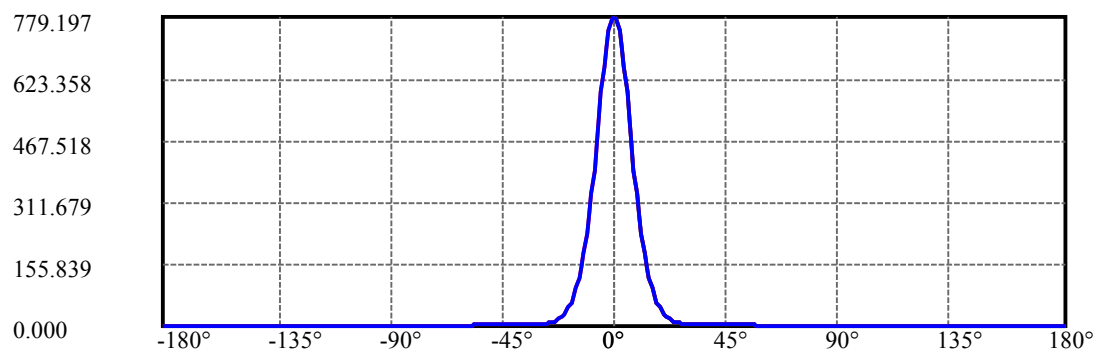
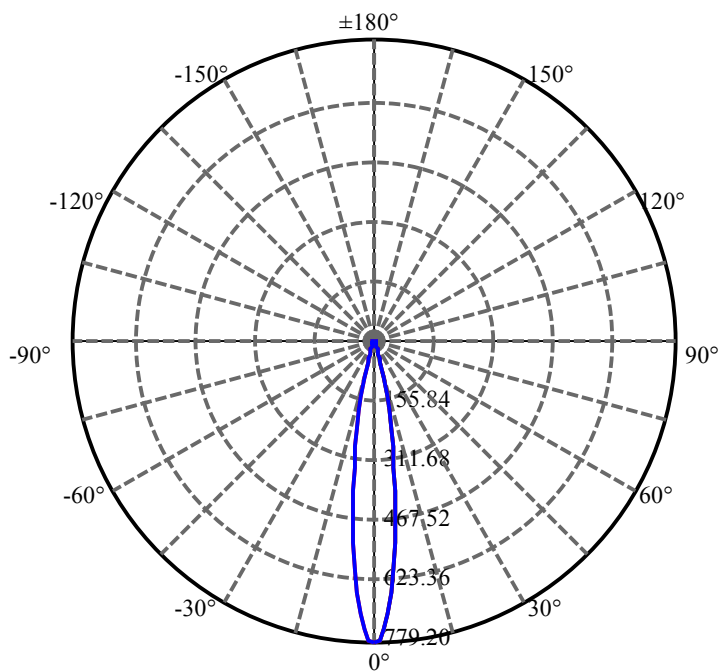
Beam angle of C0 plane : 16.10

Average BeamAngle(IEC 61341): 16.10

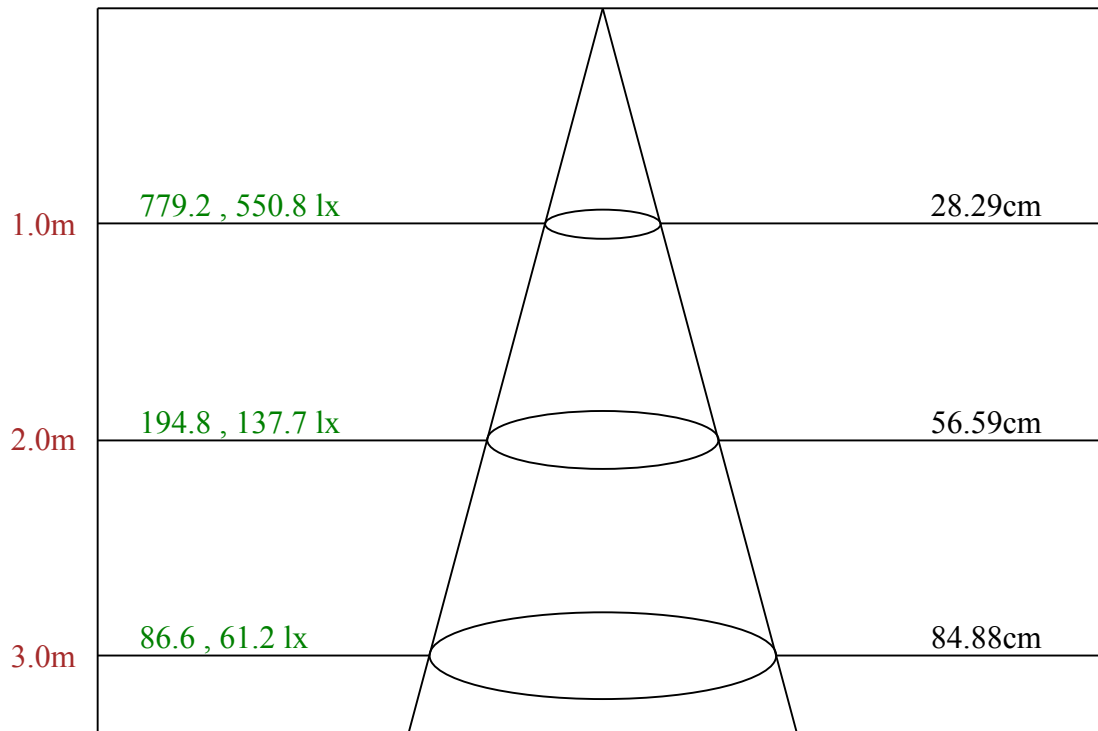
Equipment: equipamento lumini
Temperature(°C): 26.4

Date: 27/02/2025
Humidity(%): 60.0%

Operator: 01
Distance(m): 6.90

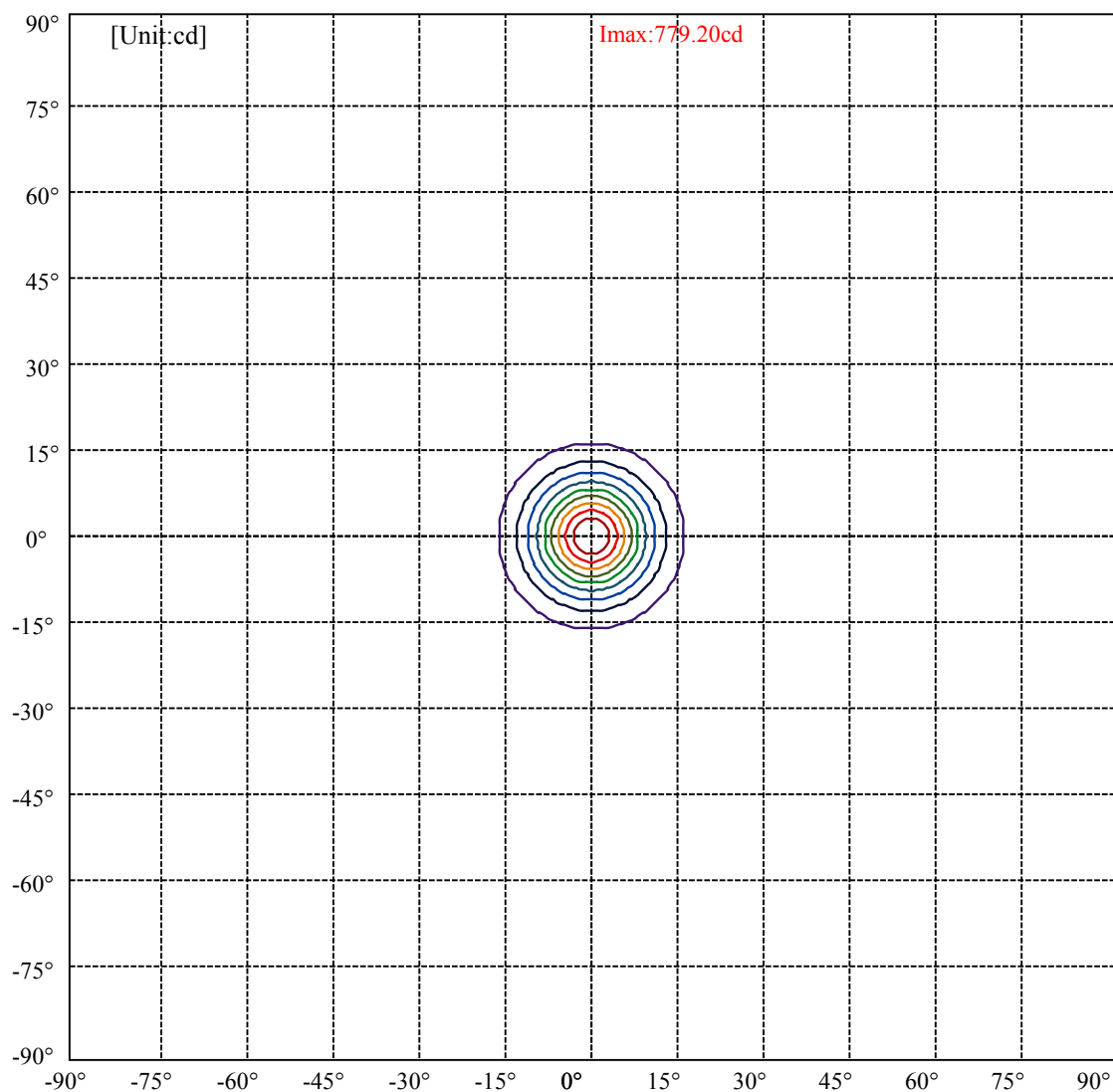


C0(Max):
C0/C180:
C90/C270:



Max , Ave

Beam angle of C0 plane 16.10



(10%Imax)	77.9197	—
(20%Imax)	155.839	—
(30%Imax)	233.759	—
(40%Imax)	311.679	—
(50%Imax)	389.599	—
(60%Imax)	467.518	—
(70%Imax)	545.438	—
(80%Imax)	623.358	—
(90%Imax)	701.277	—

lumini

Luminance Limiting Curve(no luminous side)

Appendix Page: 5 Total:6

Luminance Table

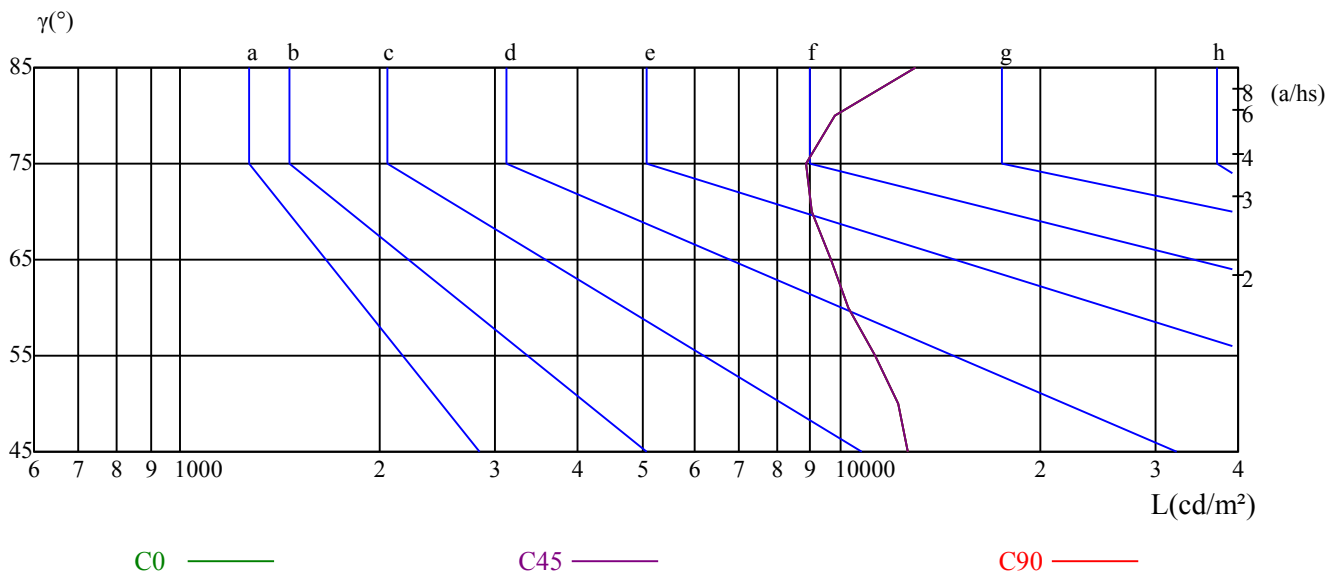
γ	45	50	55	60	65	70	75	80	85
C0	12667	12198	11310	10236	9646	9048	8853	9767	12974
C45	12667	12198	11310	10236	9646	9048	8853	9767	12974
C90	12667	12198	11310	10236	9646	9048	8853	9767	12974

L(Hor)(65)	L(Ver)(65)	L45(65)	L(Hor)(75)	L(Ver)(75)	L45(75)	L(Hor)(85)	L(Ver)(85)	L45(85)
9646	9646	9646	8853	8853	8853	12974	12974	12974

Glare Table

Glare	Quality	Service Values Illuminance(lx)							
1.15	A	2000	1000	500	<=300				
1.5	B		2000	1000	500	<=300			
1.85	C			2000	1000	500	<=300		
2.2	D				2000	1000	500	<=300	
2.55	E					2000	1000	500	<=300
		a	b	c	d	e	f	g	h

Luminance Limiting Curve



Equipment: equipamento lumini
Temperature($^{\circ}$ C): 26.4

Date: 27/02/2025
Humidity(%): 60.0%

Operator: 01
Distance(m): 6.90

Illumination assessment according UGR											
Rf of Ceiling	70	70	50	50	30	70	70	50	50	30	
Rf of Wall	50	30	50	30	30	50	30	50	30	30	
Rf of Floor	20	20	20	20	20	20	20	20	20	20	
Room dimensions		Viewed crosswise					Viewed endwise				
X	Y										
2H	2H	15.48	16.47	15.89	16.84	17.21	15.44	16.43	15.84	16.79	17.16
	3H	16.96	17.85	17.39	18.24	18.64	16.72	17.61	17.15	17.99	18.40
	4H	17.56	18.38	18.00	18.78	19.21	17.27	18.09	17.71	18.49	18.91
	6H	18.18	18.94	18.64	19.36	19.81	17.78	18.53	18.24	18.95	19.41
	8H	18.46	19.17	18.92	19.61	20.07	17.99	18.71	18.46	19.14	19.61
	12H	18.73	19.41	19.20	19.85	20.33	18.21	18.89	18.68	19.33	19.80
4H	2H	16.01	16.83	16.45	17.23	17.66	15.97	16.79	16.41	17.19	17.61
	3H	17.62	18.31	18.09	18.75	19.22	17.41	18.10	17.88	18.54	19.02
	4H	18.39	18.99	18.87	19.46	19.96	18.13	18.73	18.61	19.20	19.70
	6H	19.13	19.66	19.64	20.15	20.66	18.74	19.27	19.25	19.77	20.27
	8H	19.50	19.99	20.03	20.49	21.02	19.05	19.55	19.58	20.05	20.57
	12H	19.89	20.34	20.41	20.83	21.40	19.37	19.82	19.90	20.32	20.89
8H	4H	18.61	19.10	19.13	19.60	20.13	18.38	18.87	18.90	19.37	19.89
	6H	19.52	19.92	20.06	20.44	21.00	19.17	19.57	19.71	20.09	20.65
	8H	20.07	20.41	20.64	20.97	21.52	19.65	19.99	20.22	20.55	21.10
	12H	20.60	20.87	21.18	21.43	22.00	20.11	20.37	20.68	20.93	21.50
12H	4H	18.63	19.08	19.16	19.58	20.15	18.41	18.86	18.94	19.36	19.93
	6H	19.64	19.98	20.21	20.54	21.09	19.31	19.65	19.88	20.21	20.76
	8H	20.21	20.47	20.79	21.03	21.60	19.81	20.08	20.39	20.63	21.21
Variation with the observer position at spacings:											
S = 1.0H		0.3/-0.6					0.3/-0.6				
S = 1.5H		0.5/-0.8					0.5/-0.8				
S = 2.0H		0.5/-0.8					0.5/-0.8				
Standard tables:		BKBF					BKBF				
Uncorrected UGR		3.8					3.8				

依据CIE Publ. 117 计算 UGR, S/H = 0.25